

Water Operations – Overview, Goals, and Objectives

Overview

The Water Operations staff is responsible for monitoring water quality leaving the plant and in the distribution system for the residents and visitors of Nags Head. The water plant is staffed two shifts per day, seven days a week and serves as an after-hours contact for Nags Head citizens wishing to report water problems or seeking information concerning other Town departmental activities.

Water Operations consists of the Eighth Street Water Treatment Plant and storage tank, the Gull Street Pump Station and storage tank, and two 500,000-gallon elevated water storage tanks, one in south Nags Head and the other behind the Public Works complex on Lark Avenue. In addition, Water Operations maintains a state certified laboratory for bacteriological testing to ensure that water quality is in compliance with state and federal regulations.

Goals

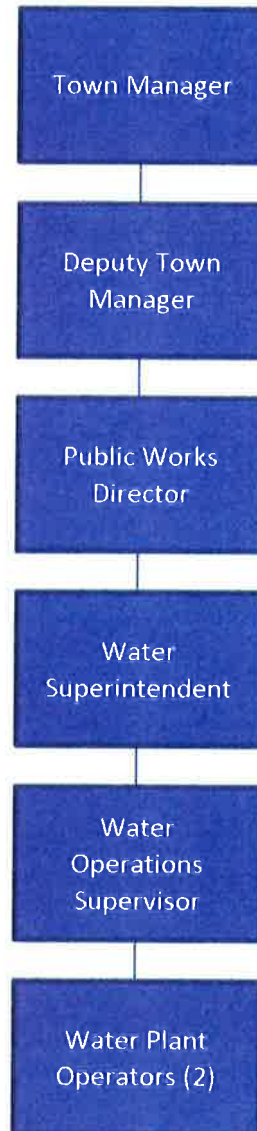
- Provide drinking water and fire flows in quantities and quality that meets, or exceeds, all federal and state standards. (BOC Values 2, 4 and 5)
- Maintain the town's water treatment and storage system in optimum operating condition and add needed system enhancements as required to meet increasing state and federal water quality standards. (BOC Values 1, 2, 4, 5 and 6)
- Continually improve customer service and department communications with the public, businesses and other Town departments. (BOC Values 1, 4 and 6)

Objectives and Related Performance Indicators

- **Objective** - Improve water service through water quality enhancements.
Performance Indicators –
 1. Monitor water quality at Oregon Inlet and throughout distribution system.
 2. Continue monitoring and system operational adjustments to reduce TTHM concentration throughout the distribution system in order to meet the Stage 2 Disinfection/Disinfection By-Product Rule.
- **Objective** - Perform scheduled system maintenance to maximize the life of critical system components.
Performance Indicators -
 1. Clean, inspect and repair the Gull Street ground storage tank following the 2011 Water System Master Plan.
 2. Inspect/Evaluate all pumps and SCADA locations to determine estimated service life and required maintenance.
- **Objective** - Plan for future Water Operations capital needs.
Performance Indicators –
 1. Monitor proposed, and established future water quality standard revisions.
 2. Determine how the town can meet future revised standards.
 3. Review/Identify water treatment methods to meet future water quality standards.
 4. Prepare Water Operations CIP to include any future treatment needs/modifications.

Water Operations

Organization and Staffing



Water Operations – Budget Highlights

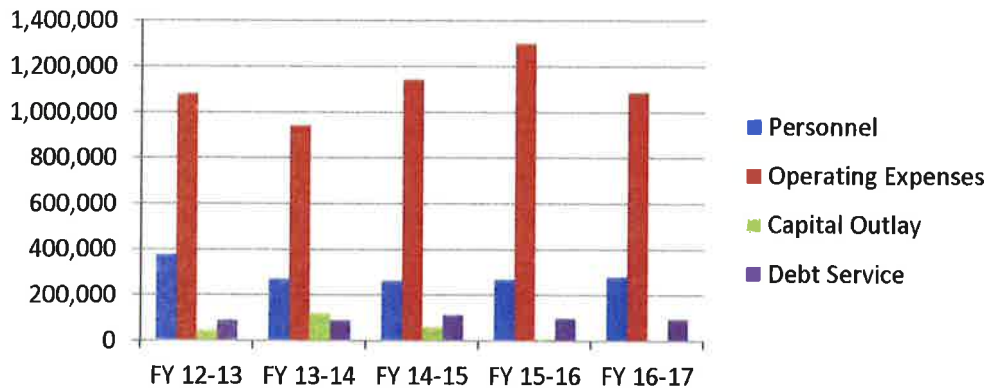
Highlights

- Debt Service includes the 13th year payment of a loan, financed over 15 years, for the Eighth Street water tower.
- Funding of \$854,865 is included for purchasing water from Dare County for resale to Nags Head property owners.
- The wholesale water rate is \$1.778 per 1,000 gallons.

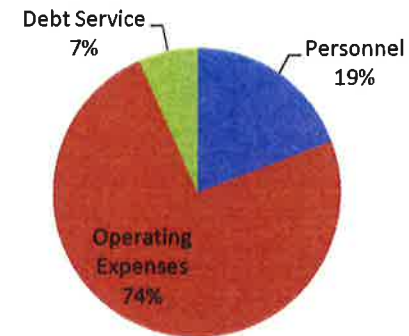
Expenditures by Function

	FY 2015-2016	FY 2016-2017	Percent
	<u>Adopted</u>	<u>Adopted</u>	<u>Change</u>
Personnel Services	\$ 272,567	\$ 283,875	4.15%
Operating Expenses	\$ 1,303,483	\$ 1,089,886	-16.39%
Capital Outlay	\$ 9,704	\$	-100.00%
Debt Service	\$ 101,660	\$ 99,259	-2.36%
Total	\$ 1,687,414	\$ 1,473,020	-12.71%

Fiscal Year 2016-2017 Adopted Expenditure History



Fiscal Year 2016-2017 Adopted Expenditures by Function



**Town of Nags Head
Adopted Budget
For the Fiscal Year 2016-2017**

Department:	<i>Water Operations</i>								
Account Number	Account Description	Manager's Recommended 2016-2017	Adopted Budget 2016-2017	Adopted Budget 2015-2016	Adjusted Budget 2015-2016	Estimated Actual Expenditures 2015-2016	Actual Expenditures 2014-2015	Actual Expenditures 2013-2014	
PERSONNEL SERVICES									
61-810-6-5102-00	SALARIES/WAGES - REGULAR	\$ 188,344	\$ 186,957	\$ 178,455	\$ 181,131	\$ 181,131	\$ 185,570	\$ 181,772	
61-810-6-5102-01	SALARIES - LONGEVITY PAY	6,811	6,771	6,507	6,604	6,604	6,507	7,554	
61-810-6-5104-00	OVERTIME PAY	500	500	1,500	1,522	1,500	414	598	
61-810-6-5105-00	HOLIDAY PAY	6,700	6,700	2,500	2,537	2,000	-	974	
61-810-6-5206-00	FICA TAX	15,369	15,282	14,645	14,864	13,624	13,817	14,279	
61-810-6-5207-00	GROUP HEALTH INSURANCE	49,890	49,890	54,117	54,117	38,629	48,871	40,893	
61-810-6-5208-00	RETIREMENT	14,015	13,932	12,837	13,029	12,893	13,568	13,820	
61-810-6-5210-00	401 K	3,866	3,843	2,006	2,036	2,057	2,035	2,632	
	Subtotal Personnel Services	\$ 285,495	\$ 283,875	\$ 272,567	\$ 275,840	\$ 258,438	\$ 270,783	\$ 262,523	
OPERATIONS									
61-810-6-5320-00	TRAINING	\$ 3,285	\$ 3,285	\$ 1,310	\$ 1,310	\$ 1,106	\$ 1,048	\$ 1,060	
61-810-6-5321-00	BUILDING/EQUIPMENT RENTAL	774	774	1,000	1,000	1,000	669	658	
61-810-6-5322-00	TELEPHONE	3,500	3,500	3,500	3,500	2,842	3,567	3,259	
61-810-6-5322-01	TELEPHONE- CELL PHONE STIPEND	420	420	420	420	420	403	420	
61-810-6-5323-00	UTILITIES	52,950	52,950	50,000	50,000	50,000	45,462	57,138	
61-810-6-5324-00	TRAVEL	-	-	1,975	1,975	-	682	485	
61-810-6-5325-00	POSTAGE	2,000	2,000	2,000	2,000	2,000	1,525	295	
61-810-6-5326-00	ADVERTISING	260	260	-	-	-	66	161	
61-810-6-5327-00	PRINTING	3,825	3,825	3,000	3,000	3,000	2,708	3,975	
61-810-6-5431-00	FUEL COSTS	6,500	6,500	6,504	6,004	3,574	5,805	5,806	
61-810-6-5433-00	DEPARTMENT SUPPLIES	28,074	28,074	28,074	28,074	27,777	26,383	24,445	
61-810-6-5434-00	OTHER SUPPLIES	6,375	6,375	6,457	6,457	5,143	11,578	5,409	
61-810-6-5434-05	OTHER SUPPLIES - COMPUTER	-	-	-	-	-	713	-	
61-810-6-5435-00	MAINT/REPAIR BUILDINGS	1,000	1,000	1,000	1,000	1,000	872	500	
61-810-6-5436-00	MAINT/REPAIR EQUIPMENT	49,200	49,200	215,000	190,000	190,000	136,774	13,721	
61-810-6-5437-00	VEHICLE MAINTENANCE	1,500	1,500	1,500	1,500	631	435	945	
61-810-6-5437-01	VEHICLE REPAIRS	-	-	-	-	-	-	-	
61-810-6-5439-00	UNIFORMS	2,000	2,000	2,000	2,000	1,119	1,913	1,188	
61-810-6-5440-00	PROFESSIONAL FEES	6,250	6,250	6,250	6,250	6,250	3,209	4,417	
61-810-6-5445-00	CONTRACTED SERVICES	14,550	14,550	11,000	11,000	11,000	7,205	9,570	
61-810-6-5448-00	PURCHASES FOR RESALE	854,865	854,865	906,000	906,000	850,000	858,977	817,402	
61-810-6-5552-00	OPEB Funding	-	-	-	-	-	2,816	(1,970)	
61-810-6-5553-00	DUES AND SUBSCRIPTIONS	2,558	2,558	2,493	2,493	2,493	2,092	2,387	
61-810-6-5554-00	INSURANCE	50,000	50,000	54,000	54,000	54,000	49,763	47,626	

Town of Nags Head
 Adopted Budget
 For the Fiscal Year 2016-2017

Department:	<i>Water Operations</i>							
Account Number	Account Description	Manager's Recommended 2016-2017	Adopted Budget 2016-2017	Adopted Budget 2015-2016	Adjusted Budget 2015-2016	Estimated Actual Expenditures 2015-2016	Actual Expenditures 2014-2015	Actual Expenditures 2013-2014
	<i>Subtotal Operations</i>	\$ 1,089,886	\$ 1,089,886	\$ 1,303,483	\$ 1,277,983	\$ 1,213,355	\$ 1,164,662	\$ 998,898
	<i>COST REIMBURSEMENT</i>							
61-810-6-5699-00	COST REIMBURSEMENT	\$ -	\$ -	\$ -	\$ 343,336	\$ 343,336	\$ 337,097	\$ 190,077
	<i>CAPITAL OUTLAY</i>							
61-810-6-5773-00	CAPITAL OUTLAY OTHER	\$ -	\$ -	\$ -	\$ -	\$ -	\$ -	\$ 20,259
61-810-6-5774-00	CAPITAL OUTLAY EQUIPMENT	-	-	9,704	25,149	24,369	47,100	23,793
	<i>Subtotal Capital Outlay</i>	\$ -	\$ -	\$ 9,704	\$ 25,149	\$ 24,369	\$ 47,100	\$ 44,052
	<i>DEBT SERVICE</i>							
61-810-6-5781-00	L/P PRINCIPAL	\$ 93,209	\$ 93,209	\$ 88,414	\$ 97,338	\$ 97,338	\$ 85,550	\$ 82,653
61-810-6-5782-00	L/P INTEREST	6,050	6,050	13,246	13,246	13,246	16,190	18,926
	<i>Subtotal Debt Service</i>	\$ 99,259	\$ 99,259	\$ 101,660	\$ 110,584	\$ 110,584	\$ 101,740	\$ 101,580
	TOTAL	\$ 1,474,640	\$ 1,473,020	\$ 1,687,414	\$ 2,032,892	\$ 1,950,082	\$ 1,921,382	\$ 1,597,130